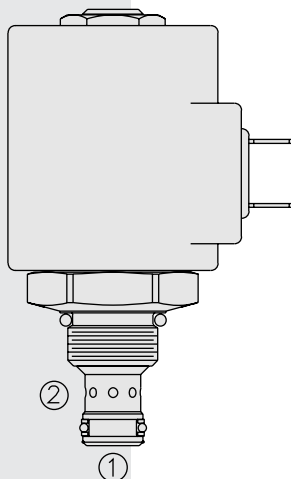


SV38-26 Blocking/Low Flow, 2-Way, Normally Closed



DESCRIPTION

A solenoid-operated, 2-way, normally closed, direct-acting, needle-type, screw-in hydraulic cartridge valve, designed to function as a blocking or load-holding device for low flow circuits.

OPERATION

When de-energized, the **SV38-26** blocks flow in both directions, to pressure rating. If pressure on ① exceeds the rating, flow may pass from ① to ②.

When energized, the needle point lifts to open the valve bidirectionally. Port ② is the recommended load-holding port.

Operation of Manual Override Option: To override, push button in, twist counter-clockwise 180° and release. In this position, the valve will remain open.

To return to normal operation, push button in, twist clockwise 180° and release. Override will be detented in this position.

FEATURES

- Continuous-duty rated solenoid.
- Hardened seat for long life and low leakage.
- Optional coil voltages and terminations.
- Cartridges are voltage interchangeable.
- Unitized, molded coil design.
- Industry common cavity.
- Manual override option.
- Optional waterproof E-Coils rated up to IP69K.

RATINGS

Operating Pressure: 207 bar (3000 psi)

Proof Pressure: 520 bar (7540 psi)

Internal Leakage: 0.10 cc/minute (2 drops/minute) max. at 207 bar (3000 psi)

Temperature: -40 to 120°C with standard Buna seals

Coil Duty Rating: Continuous from 85% to 115% of nominal voltage

Response Time: First indication of change of state with 100% voltage supplied at 80% of nominal flow rating: Energized: 22 msec.; De-energized: 5 msec.

Initial Coil Current Draw at 20°C: Standard Coil: 1.67 amps at 12 VDC; 0.18 amps at 115 VAC (full wave rectified).

E-Coil: 1.7 amps at 12 VDC; 0.85 amps at 24 VDC

Minimum Pull-in Voltage: 85% of nominal at 207 bar (3000 psi)

Filtration: See page 9.010.1

Fluids: Mineral-based or synthetics with lubricating properties at viscosities of 7.4 to 420 cSt (50 to 2000 sus); See Temperature and Oil Viscosity, page 9.060.1

Installation: No restrictions; See page 9.020.1

Cavity: VC08-2; See page 9.108.1

Cavity Tool: CT08-2XX; See page 8.600.1

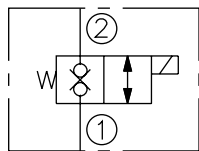
Seal Kit: SK08-2X-M; See page 8.650.1

Coil Nut: Part No. 7004400;

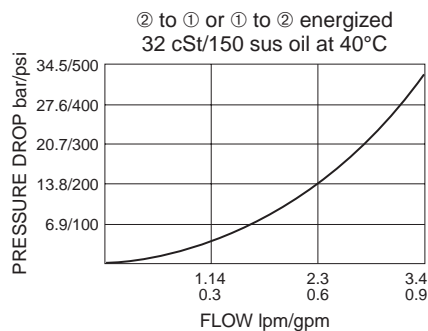
For E-coils manufactured prior to 1-1-04, see page 3.400.1 for coil nut info.

SYMBOLS

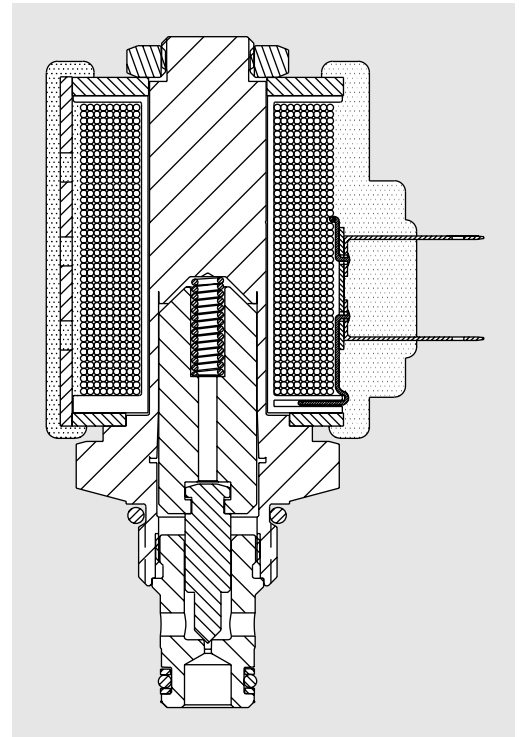
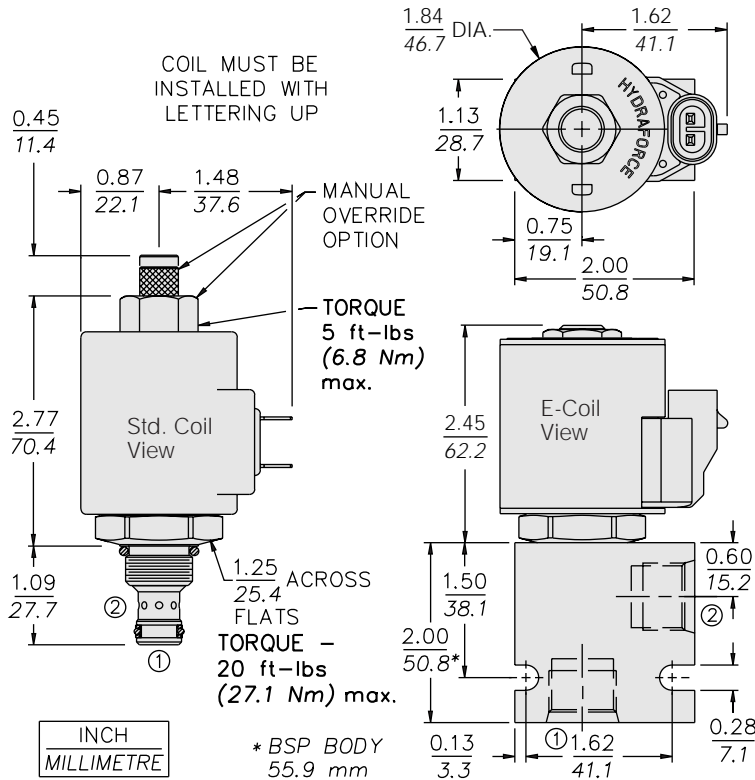
USASI/ISO:



PERFORMANCE (Cartridge Only)



DIMENSIONS



MATERIALS

Cartridge: Weight: 0.15 kg. (0.33 lbs.); Steel with hardened work surfaces. Zinc-plated exposed surfaces. Buna N O-rings and polyester elastomer back-up standard.

Standard Ported Body: Weight: 0.16 kg. (0.35 lbs.); Anodized high-strength 6061 T6 aluminum alloy, rated to 207 bar (3000 psi). Ductile iron bodies available; dimensions may differ. See page 8.008.1

Standard Coil: Weight: 0.27 kg. (0.60 lbs.); Unitized thermoplastic encapsulated, Class H high temperature magnetwire. See page 3.200.1

E-Coil: Weight: 0.41 kg. (0.9 lbs.); Fully encapsulated with rugged external metal shell. Rated up to IP69K with integral connectors. **Note: See page 3.400.1 for all E-Coil retrofit applications.**

TO ORDER

SV38-26

Option		Voltage	Termination (VDC)
None (Blank)		Std. Coil	Std. Coil
152µ Screen	S	0 Less Coil**	DS Dual Spades
Manual Override	M	10 10 VDC†	DG DIN 43650
Manual Override	Y	12 12 VDC	DL Leadwires (2)
Manual Override	J	24 24 VDC	DL/W Leads w/Weatherpak® Connectors
For Manual Override options see page 1.001.1		36 36 VDC	DR Deutsch DT04-2P
		48 48 VDC	
		24 24 VAC	Termination (VAC)
Porting		115 115 VAC	Std. Coil
Cartridge Only	0	230 230 VAC	AG DIN 43650
SAE 4	4T		AP 1/2 in. Conduit
SAE 6	6T		
1/4 in. BSP*	2B		Termination (VDC)
3/8 in. BSP*	3B		E-Coil
1/2 in. BSP*	4B		ER Deutsch DT04-2P (IP69K Rated)
*BSP Body; U.K. Mfr. Only			EY Metri-Pack® 150 (IP69K Rated)
Seals			
Buna N (Std.)	N		
Fluorocarbon	V		

**Includes Std. Coil Nut
† DS, DW or DL terminations only.

Coils with internal diode are available. Consult factory.